

Batel®

保湿ローション
Moisturizing Lotion

3 in 1
Moisturizing factors

Refined lotion for gentle skin care combining many important skin moisturizing ingredients



[Pumping type]
300 ml



[Tube type]
65 ml



[Little package type]
3 ml × 30 packs per box

Examples of recommended usage

For dry skin

For patients getting dialysis

For patients getting chemotherapy

For patients with lymphedema

- Fragrance free, color free, mildly acidic, nonalcoholic formula
- Can be used at any age - from babies to the elderly
- Easy to apply, quickly absorbed by the skin
- Can be used for the face and body

【Ingredients】

Water, Squalane, Mineral oil, BG, Glycerine, Betaine, Vaseline, Dimethicone, Carbomer, Shea butter, Whey, Olive oil, Camelia seed oil, Sodium hyaluronate, Cetyl PG hydroxyethyl palmitamide, Arginine, Aloe vera extract, Magnesium ascorbyl phosphate, Steareth-6, Sodium hydroxide, EDTA-4Na, Methylparaben, Ethylparaben

Batel® F

Moisturizing Face & Body Cleansing Foam

Fragrance free, color free, mildly acidic



Product code	Capacity	JAN code	Price (without tax)
BF01	150ml	4580362080125	¥ 900
BF02	500ml	4580362080132	¥ 1,400
BF03	80ml	4580362089685	¥ 630

Batel®

Moisturizing Toner

Fragrance free, color free, mild acidic, nonalcoholic



Product code	Capacity	JAN code	Price (without tax)
BW01	250 ml	4580362086028	¥ 1,200

Batel®

Moisturizing Lotion

Fragrance free, color free, mild acidic, nonalcoholic



Product code	Capacity	JAN code	Price (without tax)
B01	300ml	4580362080118	¥ 1,000
B02	65ml	4580362080156	¥ 450
B03	3ml × 30 pcs	4580362080248	¥ 1,000

【Manufacturer】

Batel Plus Corporation
株式会社 ベーテル・プラス

URL : <https://batelplus.jp> E-mail : info@batelplus.jp
160-0022 Shinjuku Omi Bldg 3F, Shinjuku 5-18-20, Tokyo, Japan
TEL +81(0)3-6427-6157 FAX +81(0)3-6427-6158

【Dealer's stamp】

Gentle care for your skin

Moisturizing Lotion
Moisturizing Toner

Moisturizing Face & Body
Cleansing Foam

Batel® & Batel® F

Fragrance free

Color free

Mildly acidic

Moisturizing ingredients, ceramide



Batel Plus Corporation
株式会社 ベーテル・プラス

Batel® F

Foam

清拭・洗浄料

Moisturizing Face & Body Cleansing Foam
No need to rinse

Gentle Foam for beautiful skin

Fragrance free

Color free

Mildly acidic

Moisturizing ingredients, ceramide



500 ml



150 ml



80 ml

For bed bath, in cases where a water bath is not possible

For cleansing the buttocks

For cleansing the skin around wounds

For cleansing around stomas

For partial cleansing when rinsing is not possible

For disaster preparations

- Fragrance free, color free, mildly acidic formula with moisturizing ingredients
- Comes out as foam, no need to manually generating it
- Can be wiped off just with a gauze etc
- Can be used for the face and body

【Ingredients】

Water, BG, Lauramine oxide, Polyglyceryl-10 laurate, Octyldodeceth-20, Decyl glucoside, Dipotassium glycyrrhizate, Cetyl PG hydroxyethyl palmitamide, Tea extract, Yukuinin extract, Sodium citrate, Citric acid, Etidronic acid, p-Hydroxyanisole, Sodium carbonate, Ethanol, Phenoxyethanol, Sodium benzoate

ベートル® Batel®

保湿ウォーター
Moisturizing Toner



[Mist spray type]
250 ml

Can be used
at any age -
from babies
to the elderly

Examples of recommended usage

For sensitive skin reacting to rubbing etc

Before applying lotion

For people having trouble using lotion in the summer season etc

- Includes ceramide and many more moisturizing ingredients
- Fragrance free, color free, mildly acidic, nonalcoholic formula
- Fast absorbing, adhesive tapes etc can be applied easily
- Handy mist spray bottle
- Can be used for the face and body

【Ingredients】

Water, DPG, BG, Glycerin, Trehalose, Dipotassium glycyrrhizate, Cetyl PG hydroxyethyl palmitamide, Arginine, Squalane, Ceramide2, Betaine, Sodium dilauramidoglutamide lysine, Ceramide AP, PEG-60 Hydrogenated castor oil, Citric acid, Sodium citrate, Phenoxyethanol

How to use Batel® Examples

Moisturizing Toner

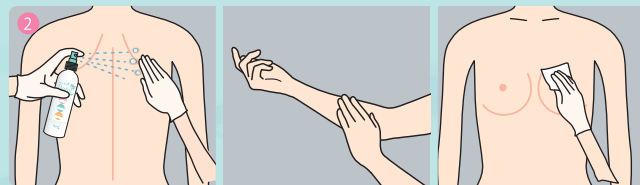


Spray directly onto the skin. Put Batel Moisturizing Toner onto your palm or a gauze.
Apply as much Batel Moisturizing Toner as needed.

for the
back

for the
arm

for the
breast region



Let the skin absorb the toner while covering the area with your hand as needed.

Let the area of the skin you would like to treat absorb the toner.

When applying the toner directly to the skin please spray from a distance of approximately 10~20cm.

- ※For the amount of one handful please push one or two times (may vary between individuals).
- ※The toner is more effective if you use it after having cleaned the skin with Batel F.

【Caution】

This product is not for curing skin diseases. Do not apply to mucous membranes, wounds or any troubled skin areas. Stop using the product if any kind of unusual skin condition occurs and seek medical advice from your doctor.

A tip to protecting the skin

Apply the toner gently and allow enough time to let the skin absorb it. Avoid strong rubbing etc.

How to use Batel® F Examples

Moisturizing Face & Body Cleansing Foam

Bed bath and
body cleansing



Put Batel F foam onto your palm



or onto a gauze



or directly onto the skin

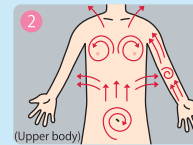
Apply as much Batel F Foam as needed for the area you would like to treat.

Cleansing the
buttocks

Cleansing
around wounds

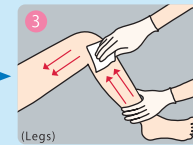
Cleansing when
the stoma pouch
is changed

【Caution】 This product is not for curing skin diseases. Do not apply to mucous membranes, wounds or any troubled skin areas. Stop using the product if any kind of unusual skin condition occurs and seek medical advice from your doctor.

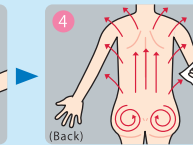


Thoroughly apply Batel F foam on each part of the body to be cleaned. Wiping gently from the wrists to the shoulders.

Take time to wipe armpits or under female breasts since these places tend to sweat more. Take more time to wipe between fingers.



Bend knee and start wiping from ankle to the thigh. Wipe closely between toes, the upper surface of the foot and behind knees.



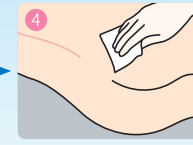
Thoroughly apply Batel F over the back and wipe from bottom to the shoulders. Wipe in a circular pattern onto the buttocks since this area easily becomes dirty.



Stretching wrinkles on the genital area and apply Batel F gently and thoroughly.



Apply Batel F widely on the buttocks and around the anus while the body is lying on it's side.



Wash it off after 10 to 15 seconds, or wipe the foam off gently with gauze etc.

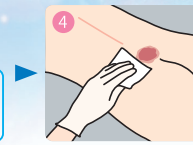


Apply Batel F in a circular pattern around wounds.



Gently apply Batel F. After letting it sit for 10 to 15 seconds, wash it off with lukewarm water.

You can just wipe it off if lukewarm water is not available.



Wipe the foam off with gauze etc. by gently pushing the foam away from the treatment area.



Gently apply Batel F around the stoma.



Wash it off after 10 to 15 seconds, or wipe the foam off gently with gauze etc.

※We recommend to wash off the foam when you need to take care of wounds.

A tip to protecting your skin

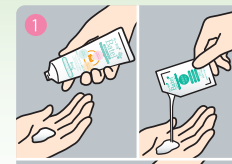
You can decrease skin irritation if you treat the area gently with a lot of foam as a cushion, rather than washing and rubbing it strongly.

How to use Batel® Examples

Moisturizing lotion

For legs

For arms



The proper amount of lotion.

【Caution】

This product is not for curing skin diseases. Do not apply to mucous membranes, wounds or any troubled skin areas. Stop using the product if any kind of unusual skin condition occurs and seek medical advice from your doctor.

- ※The amount that should be used for both hands and both forearms, or for one leg is the size of a ten yen coin. (1 push of the Batel pump type bottle is about the size of a ten yen coin, 2.35 cm in diameter.)
- ※Batel lotion is more effective if you use it after cleansing your skin with Batel F.

It is recommended to open the bottle cap of Batel moisturizing lotion tube type either sideways or upward since the tube type tends to drip down.

A tip to protecting your skin

To keep the skin properly moisturized it is important to take into account three factors called "the sebaceous film", "the intercellular lipid" and "the natural moisturizing factor (NMF)". Batel contains ingredients for all of these three factors. For optimal care it is recommended to apply the lotion shortly after a bath within about five to ten minutes.